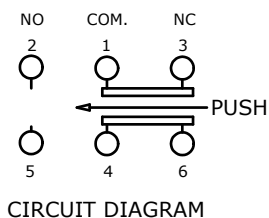


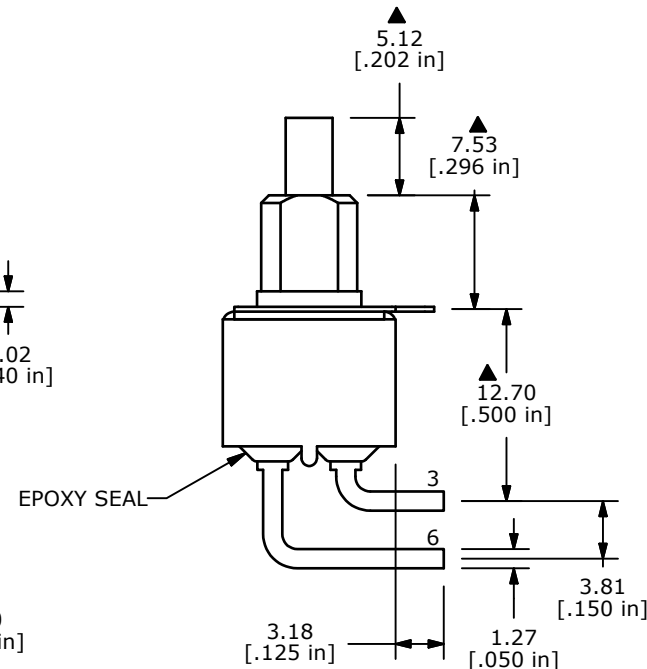
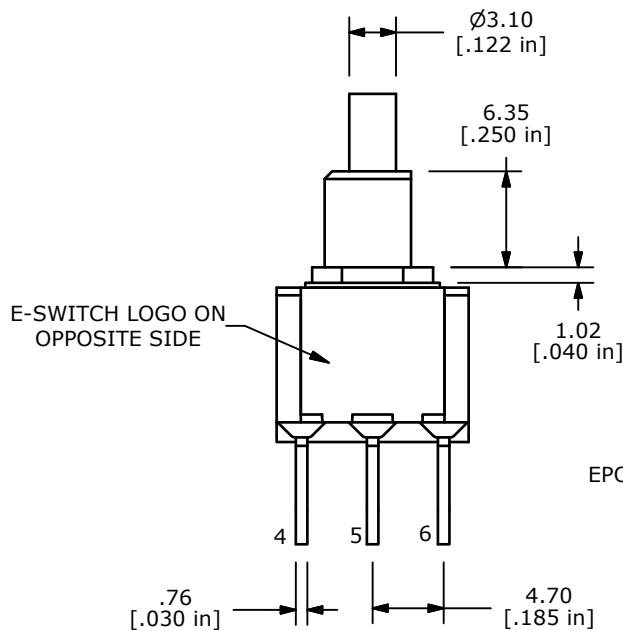
SWITCH FUNCTION	
POS. 1	POS. 2
ON	(ON)
1-3, 4-6	1-2, 4-5

(ON) = MOMENTARY



NOTE:

1. ALL DIMENSIONS IN MM [INCH]
2. GENERAL TOLERANCE: X.X=±0.4
X.XX=±0.25
3. TERMINAL NUMBER FOR REF ONLY
- ▲4. CONTACT MATERIAL: SILVER
5. RATING: 1A @ 250 VAC
3A @ 120 VAC OR 28 VDC MAX.
6. ELECTRIC LIFE: 50,000 MAKE-AND-BREAK CYCLES AT FULL LOAD
7. INSULATION RESISTANCE: 1,000 MEGA-OHM MIN.
8. ACUATION FORCE: 300 ± 100gf
- ▲9. TRAVEL: 1.0 ± 0.2mm
10. CONTACT RESISTANCE: 20 mOHM MAX.
TYPICAL @ 2-4 VDC
11. DIELECTRIC STRENGTH: 1,000 V RMS @ SEA LEVEL.
12. OPERATING TEMP.: -30°C to 85°C
13. ▲ DENOTES CRITICAL PARAMETER.
14. 2002/95/EC (ROHS) COMPLIANT.



D	20047	DRAWING CLEAN-UP / UPDATE	7/5/11	BGL
C	15232	CHANGES DIMENSIONS	9/2/05	PH
B	14962	REVISED AND REDRAWN	5/27/05	JB
REV	PCR NO	DESCRIPTION	DATE	BY



TITLE 700DP7B21M6QE				
SCALE 2:1	DATE 10/11/2002	DR CJB	DWG T721021	REV D

THE INFORMATION CONTAINED IN THIS DOCUMENT IS PROPRIETARY TO E-SWITCH AND IS NOT TO BE COPIED OR TRANSFERRED